

12.40
13.50

D. J. P. P. P.

Senior Girls High Jump

F14 at 12:45 - HJ2

ES: 1.66 NS: 1.72 BP: 1.88

				ht	ht	ht	ht	ht	ht	ht	ht	ht	ht	ht	ht	best	posn	std
1	3	Amy Thurgood	Beds	o	Xo	XXX										1.58	13=	
2	81	Emily Madden Forman	Warks	—o	o	Xo	XXX									1.66	11	ES
3	41	Rebecca Hawkins	Kent	—	o	o	Xo	o	o	Xo	XXX					1.78	2	NS
4	63	Emily Race	Notts	—	Ja	o	o	o	o	o	o	xxx				1.81	1	NS
5	21	Olivia Dobson	Devon	—	o	o	o	o	o	xxx						1.72	6	NS
6	33	Amaya Scott	Hamp	—o	Xo	o	o	XXX								1.69	10	ES
7	25	Amelia Bateman	Durham	—	o	o	o	o	Xo	Xo	XXX					1.78	3	NS
8	42	Ashleigh West	Kent	—	o	Xo	o	o	XXo	XXX						1.75	5	NS
9	30	Olivia Jones	Glouc	—o	o	o	Xo	XXo	XXX							1.72	8=	NS
10	1	Renee Jelf	Avon	Xo	o	o	XXX									1.63	12	
11	69	Anna Brophy	Somer	—	o	o	Xo	Xxo	XXX							1.72	8=	NS
12	79	Lillie Franks	Sussex	—	o	o	Xo	Xo	XXX							1.72	7	NS
13	71	Charlotte Kerr	SYork	o	Xo	XXX										1.58	13=	
14	29	Natasha Smith	Glouc	—	—	—	Xxo	o	Xo	Xo	XXX					1.75	4	NS
15																		
16																		
17																		
18																		
19																		
20																		
21																		
22																		
23																		
24																		
25																		

pos	name	county	height	std	pos	name	county	height	std
1					5				
2					6				
3					7				
4					8				

Judge 1 *[Signature]*
 Judge 2 *[Signature]*
 Judge 3 *[Signature]*
 Referee *[Signature]*

S 14.25 CD 1
F 15.22

F43 at 14:30 - LJ1

Senior Girls Long Jump

ES: 5.40 NS: 5.60 BP: 6.65

			1	2	3	best	pos	4	5	6	best	pos	wind	std		
1	47	Jasmine Allen	Lincs	5.06	5.21	5.11	5.21	10				5.21	10	X	-0.0	-
2	17	Megan Busby	Cumb	5.61	5.71	X	5.71	3	5.41	X	5.74	5.74	2	X	-0.0	NS
3	83	Josie Oliarnyk	WMid	6.19	6.03	X	6.19	1	X	X	5.87	6.19	1	X	-0.0	NS
4	69	Cerys Lee	Somer	4.96	5.02	5.00	5.02	13				5.02	13	X	-0.0	-
5	37	Nicole Parcell	Herts	5.45	X	5.71	5.71	4	5.46	5.73	5.66	5.73	4	X	-0.0	NS
6	53	Amelia Macdonald	Midd	5.17	5.39	5.15	5.39	8	5.31	X	5.41	5.41	8	X	-0.0	ES
7	70	Ashleigh Bailey	Somer	X	5.25	X	5.25	9				5.25	9	X	-0.0	-
8	23	Charlotte Ayton	Dorset	3.92	5.47	5.56	5.56	5	4.23	5.40	5.59	5.59	5	X	-0.0	ES
9	65	Rebecca Scott	Oxford	4.72	4.91	4.65	4.91	14				4.91	14	X	-0.0	-
10	9	Abbie Hawkins	Camb	5.19	5.49	5.41	5.49	6	5.43	5.52	X	5.52	6	X	-0.0	ES
11	11	Katie Waterworth	Chesh	X	5.74	X	5.74	2	X	-	X	5.74	3	X	-0.0	NS
12	61	Rebecca Lister	NYork	4.73	5.17	4.89	5.17	12				5.17	12	X	-0.0	-
13	66	Jasmine McCallum	Oxford	4.80	4.89	5.18	5.18	11				5.18	11	X	-0.0	-
14	85	Katie Joyce	WYork	5.43	5.36	X	5.43	7	X	X	X	5.43	7	X	-0.0	ES
15																
16																
17																
18																
19																
20																
21																
22																
23																
24																
25																

pos	name	county	dist	std	pos	name	county	dist	std
1					5				
2					6				
3					7				
4					8				

Judge 1 *[Signature]*
 Judge 2 *[Signature]*
 Judge 3 *[Signature]*
 Referee *[Signature]*

1522

14:30 HOLLAND

Senior Girls Long Jump


F43 at 14:30 - LJ1

ES: 5.40 NS: 5.60 BP: 6.65

				1	2	3	best	pos	4	5	6	best	pos	wind	std
1	47	Jasmine Allen	Lincs	-0.0	-0.0	-0.0									
2	17	Megan Busby	Cumb	-0.0	-0.0	-0.0	5.71	3	-0.0	-0.0	-0.0				
3	83	Josie Oliarnyk	WMid	-0.0	-0.0	-0.0	6.19	1	-0.0	-0.0	-0.0				
4	69	Cerys Lee	Somer	-0.0	-0.0	-0.0									
5	37	Nicole Parcell	Herts	-0.0	-0.0	-0.0	5.71	4	-0.0	-0.0	-0.0				
6	53	Amelia Macdonald	Midd	-0.0	-0.0	-0.0	5.39	8	-0.0	-0.0	-0.0				
7	70	Ashleigh Bailey	Somer	-0.0	-0.0	-0.0									
8	23	Charlotte Ayton	Dorset	-0.0	-0.0	-0.0	5.56	5	-0.0	-0.0	-0.0				
9	65	Rebecca Scott	Oxford	-0.0	-0.0	-0.0									
10	9	Abbie Hawkins	Camb	-0.0	-0.0	-0.0	5.49	6	-0.0	-0.0	-0.0				
11	11	Katie Waterworth	Chesh	-0.0	-0.0	-0.0	5.74	2	-0.0	-	-0.0				
12	61	Rebecca Lister	NYork	-0.0	-0.0	-0.0									
13	66	Jasmine McCallum	Oxford	-0.0	-0.0	-0.0									
14	85	Katie Joyce	WYork	-0.0	-0.0	-0.0	5.43	7	-0.0	-0.0	-0.0				
15															
16															
17															
18															
19															
20															
21															
22															
23															
24															
25															

pos	name	county	dist	std	pos	name	county	dist	std
1					5				
2					6				
3					7				
4					8				

Judge 1
 Judge 2
 Judge 3
 Referee



ANDY HUGHES

Senior Girls Triple Jump

F16 at 13:30 - TJ2

ES: 11.10 NS: 11.40 BP: 13.06

			1	2	3	best	pos	4	5	6	best	pos	wind	std
1	42A	Karina Harris	Kent	11.08	11.09	NJ	11.09				11.09	13	0	
2	11	Emily Jarad	Chesh	11.10	9.86	NJ	11.10				11.10	12	0	
3	49	Mayi Hughes	London	12.39	NJ	12.25	12.40	11.92	12.11	12.33	12.40	3	0	
4	9	Adelaide Omitowoju	Camb	NJ	12.44	NJ	12.44	NJ	12.55	NJ	12.55	2	0	
5	41	Jade Oni	Kent	12.34	12.28	NJ	12.34	12.39	12.19	12.32	12.39	4	0	
6	83	Abazz Shayaam-Smith	WMid	12.83	12.71	12.61	12.83	12.66	12.78	12.59	12.83	1	0	
7	51	Holly Smith	Mersey	11.65	11.72	11.58	11.72	NJ	11.72	11.61	11.72	6	0	
8	42	Eloise Harvey	Kent	12.20	11.90	NJ	12.20	NJ	NJ	11.93	12.20	5	0	
9	3	Ite Aderoju	Beds	10.59	10.70	10.44	10.70				10.70	16	0	
10	75	Janae Duporte-Clarke	Suff	11.21	10.88	10.27	11.21	11.14	11.02	11.27	11.27	8	0	
11	25	Rebecca Thorpe	Durham	NJ	10.54	10.48	10.54				10.54	17	0	
12	73	Jasmine Lovell	Staff	10.68	11.11	10.71	11.11				11.11	10	0	
13	1	Emma Bakare	Avon	10.04	11.10	11.03	11.10				11.10	11	0	
14	17	Rebecca Keen	Cumb	11.14	NJ	11.12	11.14				11.14	9	0	
15	85	Grace Plater	WYork	10.98	NJ	10.72	10.98				10.98	14	0	
15	61	Alice Linaker	NYork	10.13	10.30	9.92	10.30				10.30	18	0	
17	77	Ola Olufemi-Krakue	Surrey	11.17	10.90	11.26	11.26	11.04	11.35	11.09	11.35	7	0	
18	55	Sophie Bishop	Norf	10.24	10.83	10.91	10.91				10.91	15	0	
19														
20														
21														
22														
23														
24														
25														

pos	name	county	dist	std	pos	name	county	dist	std	Judge 1
1					5					Judge 2
2					6					Judge 3
3					7					Referee
4					8					

Orwell

Start 13:30

Senior Girls Triple Jump

ES: 11.10 NS: 11.40 BP: 13.06

F16 at 13:30 - TJ2

			1	2	3	best	pos	4	5	6	best	pos	wind	std
1	42A	Karina Harris	Kent	-0.00	0.00	-0.00								
2	11	Emily Jarad	Chesh	-0.00	0.00	-0.00								
3	49	Mayi Hughes	London	-0.00	0.00	0.00		3	-0.00	0.00	+1.60			
4	9	Adelaide Omitowoju	Camb	+0.60	0.00	-0.00		2	-0.00	0.00	-0.00			
5	41	Jade Oni	Kent	-0.00	0.00	-0.00		4	0.00	0.00	-0.00			
6	83	Abazz Shayaam-Smith	WMid	-0.00	0.00	+0.60		1	-0.00	0.00	-0.00			
7	51	Holly Smith	Mersey	0.00	0.00	0.00		6	+0.00	-0.00	-0.00			
8	42	Eloise Harvey	Kent	-0.00	-0.00	-0.00		5	-0.00	-0.00	-0.00			
9	3	Ite Aderoju	Beds	-0.00	0.00	-0.00								
10	75	Janae Duporte-Clarke	Suff	+1.00	-0.00	-0.00		8	-0.00	0.00	0.00			
11	25	Rebecca Thorpe	Durham	0.00	0.00	-0.00								
12	73	Jasmine Lovell	Staff	-0.00	0.00	-0.00								
13	1	Emma Bakare	Avon	-0.00	0.00	-0.00								
14	17	Rebecca Keen	Cumb	-0.00	-0.00	-0.00								
15	85	Grace Plater	WYork	-0.00	0.00	-0.00								
16	61	Alice Linaker	NYork	-0.00	0.00	-0.00								
17	77	Ola Olufemi-Krakue	Surrey	-0.00	0.00	+0.40		7	-0.00	0.00	-0.00			
18	55	Sophie Bishop	Norf	-0.00	-0.00	-0.00								
19														
20														
21														
22														
23														
24														
25														

pos	name	county	dist	std	pos	name	county	dist	std	Judge 1
1					5					Judge 1
2					6					Judge 2
3					7					Judge 3
4					8					Referee

NICK HIGGINS

F19 at 14:05 - PV - 15.30


Senior Girls Pole Vault

ES: 3.20 NS: 3.50 BP: 4.20

	ht	ht	ht	ht	ht	ht	ht	ht	ht	ht	ht	ht	ht	ht	ht	ht	best	posn	std	
	3.00	3.20	3.35	3.50	3.60	3.70	3.80	3.90	4.00											
3.00	1	73	Imogen Smith	Staff	o	xxo	xxx										x	3.20	9	ES
3.00	2	31	Matilda Waters	Manch	xo	o	xxx										x	3.20	7=	ES
3.50	3	79	Natasha Purchas	Sussex				o	---	o	o	xo	xxx				x	3.90	1	NS
3.00	4	46	Daisy Barnes	Leics	o	o	xxo	xxx									x	3.35	6	ES
3.60	5	69	Victoria Barlow	Somer					xxo	o	o	xxx					x	3.80	2	NS
3.60	6	45	Felicia Miloro	Leics					xo	o	xxx						x	3.70	3	NS
3.20	7	77	Alexa Eichelmann	Surrey		o	o	xxx												
	8	1	Esther Leong	Avon																
3.00	9	51	Elizabeth Henshall	Mersey	o	o	xo	xxx									x	3.35	5	ES
3.00	10	80	Jessica Hall	Sussex	xo	o	xxx										x	3.20	7=	ES
	11																			
	12																			
	13																			
	14																			
	15																			
	16																			
	17																			
	18																			
	19																			
	20																			
	21																			
	22																			
	23																			
	24																			
	25																			

pos	name	county	height	std	pos	name	county	height	std
1					5				
2					6				
3					7				
4					8				

Judge 1
 Judge 2
 Judge 3
 Referee



10:10:00

Senior Girls Shot

ES: 10.50 NS: 11.40 BP: 15.65

F33 at 10:10 - SHOT

				1	2	3	best	pos	4	5	6	best	pos	wind	std	
1	77	Lia Anderson	✓	Surrey	9.69	10.63	11.13	11.13	4	X	10.17	10.47	11.13	4		E
2	79	Blessing Joshua	✓	Sussex	10.24	X	9.09	10.24	11	—	—	—	10.24	11		
3	47	Hannah Molyneaux	✓	Lincs	12.41	13.06	13.21	13.21	1	12.64	13.33	13.41	13.41	1		N
4	34	Gaia Osborne		Hamp	12.03	12.49	12.52	12.52	3	12.10	11.66	12.26	12.52	3		N
5	34	Ellie Hodgson		Hamp	8.72	10.29	9.70	10.29	9	—	—	—	10.29	9		
X	6	85	Rhea Southcott		WYork											
7	83	Nichole Birmingham		WMid	10.30	11.09	10.66	11.09	5	10.59	10.34	9.97	11.09	5		E
8	63	Emma Dakin		Notts	12.55	11.77	12.12	12.55	2	11.84	12.71	12.39	12.71	2		N
9	64	Kiarra Francis		Notts	10.74	10.66	10.78	10.78	6	10.31	10.04	10.33	10.78	6		E
10	65	Petrina Chantler Edmond	✓	Oxford	10.00	9.54	10.34	10.34	8	10.19	9.52	10.41	10.41	8		
11	25	Kate Carmichael	X	Durham	9.97	X	10.25	10.25	10	—	—	—	10.25	10		
12	29	Lizzie Udale	✓	Glouc	10.22	9.96	10.55	10.55	7	10.23	9.74	10.08	10.55	7		E
13	81	Sophie Hunt	✓	Warks	8.97	9.71	9.73	9.73	12	—	—	—	9.73	12		
14	45	Kiera Canpolat	✓	Leics	X	X	8.97	8.97	13	—	—	—	8.97	13		
15																
16																
17																
18																
19																
20																
21																
22																
23																
24																
25																

pos	name	county	dist	std	pos	name	county	dist	std
1					5				
2					6				
3					7				
4					8				

Judge 1: *O Coley*
 Judge 2: *M Butler*
 Judge 3: *E Hines*
 Referee: *E Hines*

1607 16 SL

Senior Girls Discus

F48 at 15:50 - D1

ES: 36.00 NS: 39.00 BP: 52.74

				1	2	3	best	pos	4	5	6	best	pos	wind	std
1	21	Emma Sharpe	Devon	32.69	31.93	33.30	33.30	12				33.30	12		
2	29	Chloe Jones	Glouc	37.65	37.00	35.94	37.65	8	36.26	37.15	35.74	37.65	8		ES
3	37	Jessica Emery	Herts	38.73	37.93	X	38.73	4	37.63	37.27	39.17	39.17	5		NS
4	33	Heather Cubbage	Hamp	41.06	43.17	43.01	43.17	1	43.58	X	43.69	43.69	1		NS
5	23	Danielle Broom	Dorset	38.39	X	38.63	38.39	2	X	X	39.13	39.13	6		NS
6	19	Emma Botham	Derby	37.99	37.12	37.80	37.99	7	39.24	X	39.25	39.25	4		NS
7	25	Georgia Kyle	Durham	36.79	32.49	34.13	36.79	9				36.79	9		ES
8	69	Tait Jones	Somer	38.86	38.81	X	38.86	3	X	40.60	41.34	41.34	2		NS
9	17	Abigail Thompson	Cumb	32.27	X	31.80	32.27	13				32.27	13		
10	61	Maya Mellor	NYork	35.98	38.05	X	38.05	6	35.10	37.53	X	38.05	7		ES
11	7	Isobel Griffin Morris	Bucks	33.47	X	34.51	34.51	11				34.51	11		
12	79	Emily Robinson	Sussex	37.74	34.87	38.68	38.68	5	39.94	31.75	38.47	39.94	3		NS
13	71	Bronte Jones	SYork	36.63	36.06	34.81	36.63	10				36.63	10		ES
14															
15															
16															
17															
18															
19															
20															
21															
22															
23															
24															
25															

pos	name	county	dist	std	pos	name	county	dist	std	Judge 1
1					5					<i>Paul Rutledge</i>
2					6					<i>JP Row</i>
3					7					<i>Morgan</i>
4					8					<i>Paul</i>
										Referee

11.55 - 12.40


Senior Girls Javelin

F10 at 12:00 - J1

ES: 37.00 NS: 41.58 BP: 50.54


			1	2	3	best	pos	4	5	6	best	pos	wind	std
1	3	withdrawn	X	—	—	—	—	—	—	—	—	—		
2	59	Bobbie Griffiths	Nland	36.35	34.24	30.96	36.35	11	—	—	—	—		
3	19	Rebekah Walton	Derby	X	46.47	X	46.47	2	X	41.12	45.48	46.47	2	
4	73	Beth Rees	Staff	40.80	47.29	45.60	47.29	1	46.37	46.14	46.41	47.29	1	
5	69	Emily Dibble	Somer	40.47	X	39.77	40.47	5	X	X	X	40.47	5	
6	11	Emma Howe	Chesh	40.68	X	41.94	41.94	4	43.97	39.88	44.86	44.86	3	
7	41	Eloise Locke	Kent	37.87	38.65	38.93	38.93	8	38.73	38.77	39.08	39.08	8	
8	37	Denisa Mihalcea	Herts	X	X	38.17	38.17	9	—	—	—	38.17	9	
9	75	Gemma Ramsey	Suff	37.18	X	36.33	37.18	10	—	—	—	37.18	10	
10	77	Nicola Bell	Surrey	36.85	37.32	39.98	39.98	7	36.71	37.46	40.02	40.02	7	
11	87	Ottillie Knight	Wilts	32.07	31.86	35.92	35.92	12	—	—	—	35.92	12	
12	43	Zoe Kidney	Lancs	X	37.97	40.47	40.47	6	37.26	X	—	40.47	6	
13	22	withdrawn	X	—	—	—	—	—	—	—	—	—		
14	57	Shannon Dawes	Nhants	35.67	34.21	25.36	35.67	13	—	—	—	35.67	13	
15	67	Ellie Vernon	Shrop	34.16	X	32.55	34.16	14	—	—	—	34.16	14	
16	5	Charlotte West	Berks	33.29	42.78	35.53	42.78	3	37.87	29.30	X	42.78	4	
17														
18														
19														
20														
21														
22														
23														
24														
25														

pos	name	county	dist	std	pos	name	county	dist	std
1					5				
2					6				
3					7				
4					8				

Judge 1 

Judge 2

Judge 3

Referee 

New Balance English Schools' Track & Field Championships 2018

C.M. 39.930 V

PA: [unclear]

Senior Girls Hammer

F35 at 10:15 - H1

ES: 43.00 NS: 47.00 BP: 61.65

L
L

			1	2	3	best	pos	4	5	6	best	pos	wind	std	
1	28	Laura Runciman	Essex	46.81	43.71	44.88	46.81	6	X	X	46.39	46.81	6	X	ES
2	32	Charlotte Stuchbury	Manch	43.25	40.45	43.06	43.25				43.25	10	X	ES	
3	17	Tara Simpson-Sullivan	Cumb	53.17	X	X	53.17	3	52.77	49.76	X	53.17	3	X	NS
4	39	Olivia Stevenson	Humb	55.74	56.13	56.47	56.47	1	51.58	53.59	50.61	56.47	1	X	NS
5	83	Molly Walsh	WMid	48.45	48.44	50.61	50.61	4	50.65	51.05	51.95	51.95	4	X	NS
6	63	Anna Purchase	Notts	54.18	X	X	54.18	2	53.64	X	51.76	54.18	2	X	NS
7	19	Lauren Hill	Derby	48.00	48.88	49.44	49.44	5	X	48.28	X	49.44	5	X	NS
8	41	Victoria Wiltshire	Kent	X	X	44.30	44.30					44.30	9	X	ES
9	85	Megan Ascough	WYork	41.63	41.36	39.99	41.63					41.63	12	X	
10	21	Lois Fileman	Devon	36.11	40.08	X	40.08					40.08	13	X	
11	33	Cerys Thomas	Hamp	45.13	46.18	42.36	46.18	7	43.17	X	X	46.18	8	X	ES
12	61	Maria Schofield	NYork	X	X	X								X	
13	79	Vicki Pellett	Sussex	42.98	X	X	42.98					42.98	11	X	
14	20	Poppy Bean	Derby	X	X	X								X	
15	31	Hannah Blood	Manch	X	X	45.54	45.54	8	44.91	43.74	46.20	46.20	7	X	ES
16															
17				24	38	50		00	05	11					
18															
19															
20															
21															
22															
23															
24															
25															

pos	name	county	dist	std	pos	name	county	dist	std
1					5				
2					6				
3					7				
4					8				

Judge 1: [Signature]
 Judge 2: [Signature]
 Judge 3: [Signature]
 Referee: [Signature]

New Balance English Schools' Track & Field Championships 2018

CARD I @ FOM

START 10.10am FIN 11.11am